



Images may differ from the original.

## Your new Intratone V4 Video Intercom System

Advantages and features

## Your new V4 video intercom system

### Advantages at a glance:

- ✓ When you have visitors, there is no longer a bell that rings in your home, but rather your landline, smartphone or tablet will ring.
- ✓ Our system prevents unannounced visitors, as you are informed even when out and about.
- ✓ With the Intratone "My Intercom System" app for smartphones and tablets, you have the ability to speak to your visitor via video call.
- ✓ Our intercom systems are fitted with a proximity reader. In combination with the Intratone hands-free key fobs, your house door can be conveniently opened, contact-free, within one meter.


### How does it work?

A V4 Video Intercom System from Intratone works completely digitally and via the mobile network. Therefore, it is no longer necessary for cables to be laid in your home, and instead of an old-fashioned handset in your residence, you simply use your landline telephone, smartphone or tablet to open the door of your home to visitors.




## Simply intelligent!

With your new V4 video intercom system, whenever someone rings your doorbell, you will be informed - at all times and wherever you happen to be!



In order to use your V4 Intercom System, you no longer need an old-fashioned handset in your residence - instead you can simply use your own landline telephone, smartphone or tablet!



With your smartphone or tablet, you can even see who wants to visit you and can open the door from the comfort of your sofa, balcony, bathroom etc.



You can also grant visitors access when out and about, or even when on holiday, and make unknown callers think that you are at home, thus actively preventing break-ins.



If you are not at home, you can let your visitor let you know when you will return, or instruct a delivery driver where they can leave your parcel safely in your absence.



## Particularly accessible!

### Door opening with the Intratone key fob

A V4 Video Intercom System has a proximity reader, which detects your key fob when held in front of it, and automatically unlocks the door. You simply have to hold the key fob in your hand and no longer require a key to get into your home, conveniently and contact-free.



You will be issued your transponder by your building management prior to the installation of the intercom. All transponders are copy-protected and as such are particularly well protected against misuse. And even if you lose your key fob, it can be disabled by your building management within seconds, via a remote online procedure, thus preventing unauthorised access – this way locks no longer have to be replaced and you will also receive a new transponder right away!

## V4 for your visitors

In order to save a great deal of installation space and avoid having a host of doorbell signs, and most importantly, to protect your privacy, the V4 Video Intercom System from Intratone features no nameplates. To call you, your visitor must first select your name, or your apartment number from the digital directory on the intercom system. To do this, there are two options:

1

Using the arrow keys you can browse the directory of names until you find the one you are looking for – your visitor can jump backwards or forwards in the alphabet using the number keys.

2

The quicker option is by short code: this is assigned to you by the building management when commissioning the system. All your visitor is then required to do is press the ⊕ - button and enter your extension code.



**Incidentally:** The extension number also appears beside your name in the digital name directory. If your name has been found or the extension for your apartment entered, then all your visitor has to do is press the call button.






## Simply convenient!

Open your house door at any time, from anywhere


You no longer require an old-fashioned handset in your residence to use your V4 Intercom System – instead you can use your own landline telephone, smartphone or tablet!

Here's how to respond to your visitors in complete comfort:

- 1
  - ✓ If someone rings at your door, the intercom system calls the telephone number that you have registered with building management in advance. You can also have a secondary number stored, which will be called if there is no response when the first number is called.
- 2
  - ✓ If you answer the call, you can speak with your visitor as usual, and even hold a video call using the Intratone **"My Intercom System" app**.
- 3
  - ✓ If you wish to deny access, simply end the conversation using the  - button.
- 4
  - ✓ If you wish to open the door to your visitor, press on the  - symbol in the app, or the  - button on your landline telephone.



**Don't be surprised: Your V4 Video Intercom System calls from a French number (beginning with the dial code 0033) – with no charge to you, of course!** The best thing to do is to store the number in the phonebook on your devices the first time you receive a call. This way you will know immediately that someone is at your door the next time you receive the call.



learn more

### Would you like to use your intercom system's video function?

The Intratone "My Intercom System" app can be downloaded onto your smartphone or tablet free of charge. Extensive user instructions can be found in our flyer for the Intratone "My Intercom System" app, which can be found in our download centre via this link: [www.intratone.de/downloads](http://www.intratone.de/downloads) and via the QR code to the right.



Intratone-App  
**"My Intercom System"**





## Any questions?

We would be happy to assist you further!  
Call us on +49 (0) 211 / 60 17 70-0  
or send us an email: [info@Intratone.de](mailto:info@Intratone.de)

**intratone**  
einfach.intelligent.



### **Intratone GmbH**

Niederkasseler Lohweg 191  
D - 40547 Düsseldorf

**T** +49 (0) 211 / 601 770-0  
**E** [info@Intratone.de](mailto:info@Intratone.de)  
**W** [www.Intratone.de](http://www.Intratone.de)

